

3D modelování na iPadu

Onshape ve školní praxi

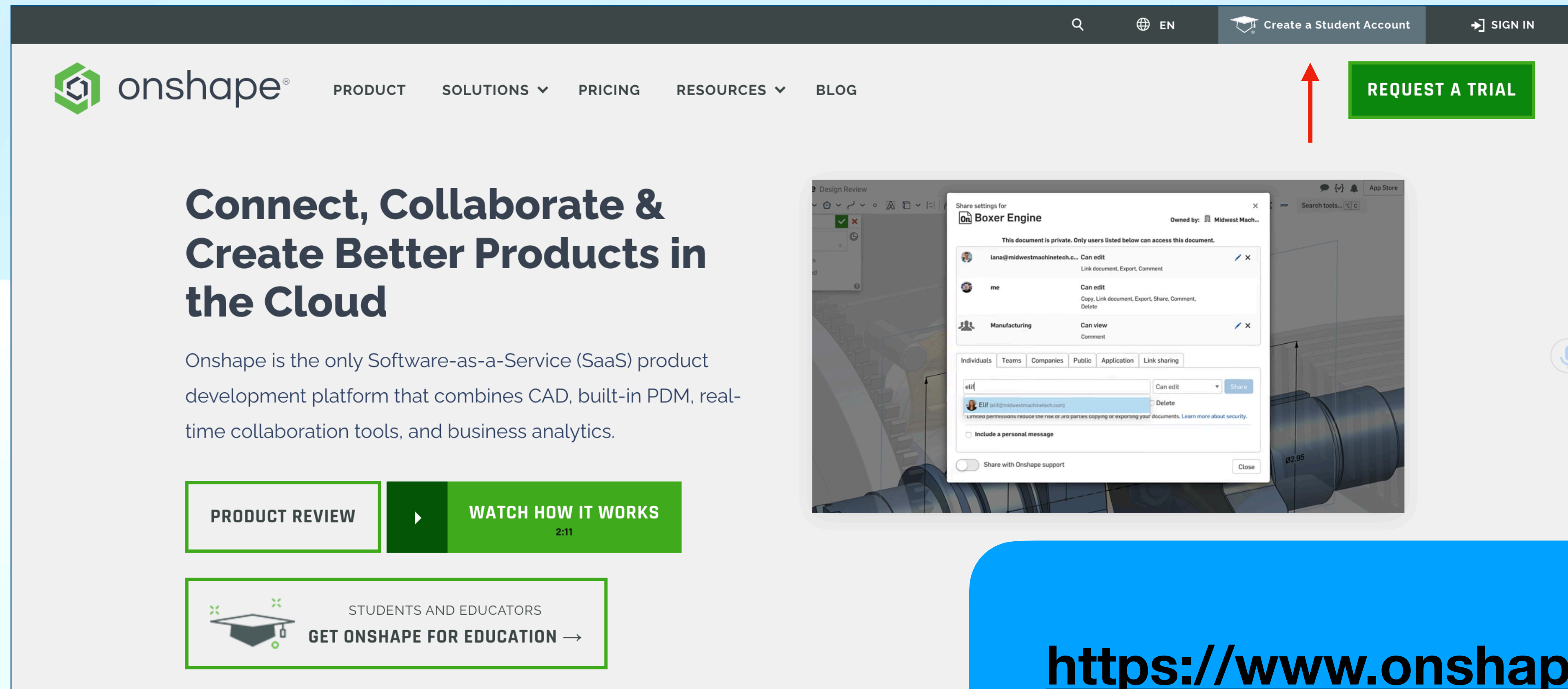
Patrik Kavecký – Let

Software pro 3D modelování

- Tinkercad
- SketchUp
- Blender
- Fusion 360
- Solid Works
- **Onshape**

Registrace Onshape účtu – 1. krok

Onshape for Education



The screenshot shows the Onshape website homepage. At the top, there is a dark navigation bar with a search icon, a globe icon labeled 'EN', a link to 'Create a Student Account' (highlighted with a red arrow), and a 'SIGN IN' link. Below this is a light gray header with the Onshape logo and navigation links: PRODUCT, SOLUTIONS, PRICING, RESOURCES, and BLOG. A green 'REQUEST A TRIAL' button is positioned to the right of the header. The main content area features the headline 'Connect, Collaborate & Create Better Products in the Cloud' and a paragraph describing Onshape as a SaaS product development platform. Below the text are two buttons: 'PRODUCT REVIEW' and 'WATCH HOW IT WORKS' (with a play icon and a 2:11 duration). At the bottom left, there is a section for 'STUDENTS AND EDUCATORS' with a graduation cap icon and a 'GET ONSHAPE FOR EDUCATION' link. On the right side of the main content, there is an inset image showing a 'Share settings for Boxer Engine' dialog box over a CAD model, with a 'Share with Onshape support' option at the bottom.

onshape® PRODUCT SOLUTIONS ▼ PRICING RESOURCES ▼ BLOG

Create a Student Account SIGN IN

REQUEST A TRIAL

Connect, Collaborate & Create Better Products in the Cloud

Onshape is the only Software-as-a-Service (SaaS) product development platform that combines CAD, built-in PDM, real-time collaboration tools, and business analytics.

PRODUCT REVIEW WATCH HOW IT WORKS 2:11

STUDENTS AND EDUCATORS GET ONSHAPE FOR EDUCATION →

Share settings for Boxer Engine

This document is private. Only users listed below can access this document.

User	Permissions	Actions
lana@midwestmachinetech.c...	Can edit Link document, Export, Comment	✕
me	Can edit Copy, Link document, Export, Share, Comment, Delete	✕
Manufacturing	Can view Comment	✕

Individuals Teams Companies Public Application Link sharing

etif Can edit Share

Elf (elf@midwestmachinetech.com) Delete

☐ Include a personal message

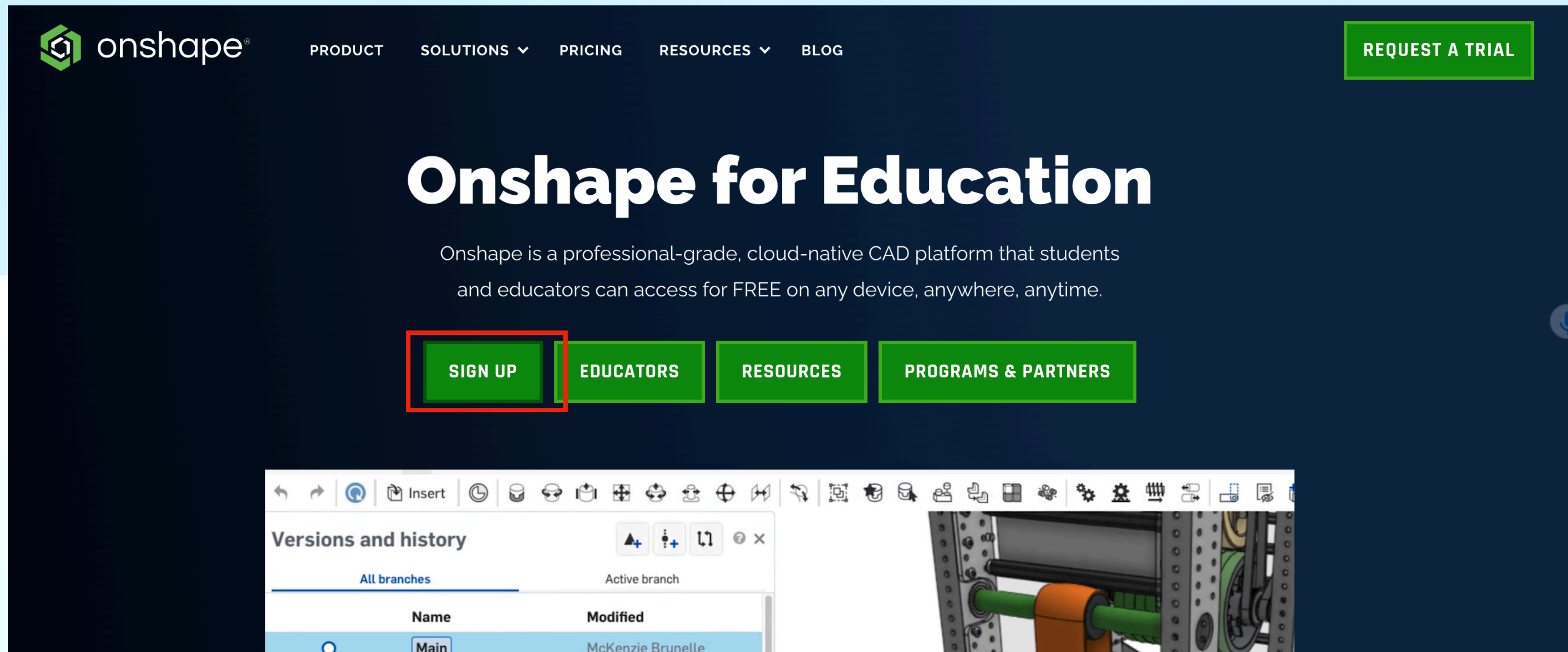
☐ Share with Onshape support

Close

<https://www.onshape.com>

Registrace Onshape účtu – 2. krok

Onshape for Education



The screenshot shows the Onshape website's 'Onshape for Education' page. The header includes the Onshape logo, navigation links (PRODUCT, SOLUTIONS, PRICING, RESOURCES, BLOG), and a 'REQUEST A TRIAL' button. The main heading is 'Onshape for Education', followed by a descriptive paragraph. Below this is a row of four green buttons: 'SIGN UP', 'EDUCATORS', 'RESOURCES', and 'PROGRAMS & PARTNERS'. The 'SIGN UP' button is highlighted with a red rectangle. At the bottom, a preview of the Onshape CAD interface is shown, featuring a toolbar, a 'Versions and history' panel with a table of branches, and a 3D model of a mechanical part.

onshape®

PRODUCT SOLUTIONS ▾ PRICING RESOURCES ▾ BLOG

REQUEST A TRIAL

Onshape for Education

Onshape is a professional-grade, cloud-native CAD platform that students and educators can access for FREE on any device, anywhere, anytime.


SIGN UP **EDUCATORS** **RESOURCES** **PROGRAMS & PARTNERS**

Versions and history

All branches		Active branch
Name	Modified	
○ Main	McKenzie Brunelle	

Registrace Onshape účtu – 3. krok

Onshape for Education

 onshape®

PRODUCTSOLUTIONS ▾PRICINGRESOURCES ▾BLOG

REQUEST A TRIAL

Sign up for an Onshape Education Account

Millions of students and educators worldwide use Onshape's online CAD platform to learn engineering design in the classroom

Onshape for education brings CAD out of the computer lab and into the modern era.

Fill out the form to get started!

Sign up for Onshape for Students and Educators

First Name *

Patrik

Last Name *

Kavecký

Email *

patrman@gmail.com

Are you a student or educator? *

Educator ▾

School level *


Grade School (K-12) ▾

☐ * I acknowledge that my personal details will be processed in accordance with Onshape's Privacy Policy ([link](#)). PTC will not use student email addresses for any marketing purposes.


CREATE EDU ACCOUNT

Registrace Onshape účtu – 4. krok

Onshape for Education

 onshape

Sign up for Onshape's Education Plan

 **Step 2**
Tell us about how you plan to use Onshape

* ✓

* ✓

* ✓

* ✓

* ▼

* ✓

* ✓

Do you use CAD in your class? ☒ Yes ☐ No

* ✓

* ☒ I am a current faculty member or volunteer at an accredited educational institution.

* ☒ I agree to use this plan for classroom instruction, student learning projects, school clubs/organizations, and academic research. I will not use this plan for government, commercial, or other organizational use.

* ☒ I agree to these terms as well as Onshape's [Terms of Use](#) and [Privacy Policy](#) and confirm that the above information is accurate and truthful.

CREATE ACCOUNT

?

1

2

3


Get started

Create account

Activate email

Registrace Onshape účtu – 5. krok

Aktivace účtu v mailu



Základní gesta a zobrazení scény

- SWAP jedním prstem – otáčení scény
 - SWAP dvěma prsty – posunutí scény
 - Roztažení prstů – přiblížení a oddálení scény
-
- Krychle v pravém horním rohu
 - Menu vyvolané dvěma prsty